

MBK 5

Order No.: 1415018

<http://eshop.phoenixcontact.de/phoenix/treeViewClick.do?UID=1415018>

Modular terminal block with screw connection, cross section: 0.2 - 4 mm², AWG: 24 - 12, width: 6.2 mm, color: gray

Commercial data

EAN	4017918021344
Pack	50 Pcs.
Customs tariff	85369010
Weight/Piece	0.00783 KG
Catalog page information	Page 359 (CL-2007)

Product notes

WEEE/RoHS-compliant since:
01/01/2003



<http://www.download.phoenixcontact.com>
Please note that the data given here has been taken from the online catalog. For comprehensive information and data, please refer to the user documentation. The General Terms and Conditions of Use apply to Internet downloads.

Technical data**General**

Number of levels	1
Number of connections	2
Color	gray
Insulating material	PA
Inflammability class acc. to UL 94	V0

Dimensions

Width	6.2 mm
Length	28 mm

Technical data

Maximum load current	32 A (with 4 mm ² conductor cross section)
Rated surge voltage	6 kV
Pollution degree	3
Surge voltage category	III
Insulating material group	I
Connection in acc. with standard	IEC 60947-7-1
Nominal current I _N	32 A
Nominal voltage U _N	500 V
Open side panel	ja

Connection data

Conductor cross section solid min.	0.2 mm ²
Conductor cross section solid max.	4 mm ²
Conductor cross section stranded min.	0.2 mm ²
Conductor cross section stranded max.	4 mm ²
Conductor cross section AWG/kcmil min.	24
Conductor cross section AWG/kcmil max	12
Conductor cross section stranded, with ferrule without plastic sleeve min.	0.25 mm ²
Conductor cross section stranded, with ferrule without plastic sleeve max.	4 mm ²
Conductor cross section stranded, with ferrule with plastic sleeve min.	0.25 mm ²
Conductor cross section stranded, with ferrule with plastic sleeve max.	2.5 mm ²
2 conductors with same cross section, solid min.	0.2 mm ²
2 conductors with same cross section, solid max.	1.5 mm ²
2 conductors with same cross section, stranded min.	0.2 mm ²
2 conductors with same cross section, stranded max.	1.5 mm ²
2 conductors with same cross section, stranded, TWIN ferrules with plastic sleeve, min.	0.5 mm ²

2 conductors with same cross section, stranded, TWIN ferrules with plastic sleeve, max.	2.5 mm ²
2 conductors with same cross section, stranded, ferrules without plastic sleeve, min.	0.25 mm ²
2 conductors with same cross section, stranded, ferrules without plastic sleeve, max.	1.5 mm ²
Cross-section with insertion bridge, solid max.	4 mm ²
Cross-section with insertion bridge, stranded max.	2.5 mm ²
Type of connection	Screw connection
Stripping length	8 mm
Internal cylindrical gage	A4
Screw thread	M3
Tightening torque, min	0.6 Nm
Tightening torque max	0.8 Nm

Certificates / Approvals

Approval logo



CSA

Nominal voltage U _N	300 V
Nominal current I _N	10 A
AWG/kcmil	28-10

CUL

Nominal voltage U _N	300 V
Nominal current I _N	30 A
AWG/kcmil	26-10

UL

Nominal voltage U _N	300 V
Nominal current I _N	30 A
AWG/kcmil	26-10
Certification	BV, CSA, CUL, GL, GOST, LR, NK, PRS, UL

Accessories

Item	Designation	Description
Assembly		
1413227	ATP-MBK	Separating plate, width: 2.5 mm, color: gray
1413023	D-MBK 3/5	Cover, width: 2.5 mm, color: gray
1401637	E/MBK	End bracket, width: 6.2 mm, color: gray
0201595	FB-150 METER	Cross connection rail, for fixed bridging of identical inputs and outputs, made of Cu, nickel-plated, 1 m long
1401763	NS 15 AL PERF 2000MM	DIN rail, material: Aluminum, perforated, height 5.5 mm, width 15 mm, length: 2 m
1401682	NS 15 PERF 2000MM	DIN rail, material: steel, perforated, height 5.5 mm, width 15 mm, length: 2 m
1401695	NS 15 UNPERF 2000MM	DIN rail, material: Steel, unperforated, height 5.5 mm, width 15 mm, length: 2 m
2770215	TS-KK 3	Separating plate, for electrical separation of neighboring bridges, can be fitted later, no loss of pitch, color: Gray

Bridges

0201155	EB 2- 6	Insertion bridge, 2-pos., fully insulated
0201142	EB 3- 6	Insertion bridge, 3-pos., fully insulated
0201139	EB 10- 6	Insertion bridge, 10-pos., divisible, fully insulated
0203250	FBI 10- 6	Fixed bridge, 10-pos., screw heads with insulating collar, divisible, with screws
0201650	FBI 100- 6	Fixed bridge, 100-pos.
0201867	FBI 20- 6	Fixed bridge, 20-pos.
1302338	IS-K 4	Bridge bar isolator, as distance piece
0301505	ISSBI 10- 6	Isolator bridge bar, 10-position, divisible, with screws, for switchable branches
1415238	SBRN 2-9	Switching bridge, 2-pos.

Marking

1401417	BNB WH	Marker pin, plastic, printed: with 1, 2 or 3 digits, please indicate required labeling, color: white
1400146	BNB-ZB 6,2:SO/CMS	BNB Zack strip, special printing, 10-section, divisible, marking according to customer requirements

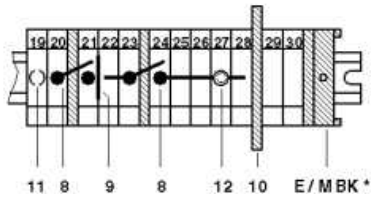
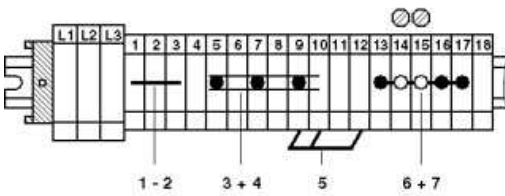
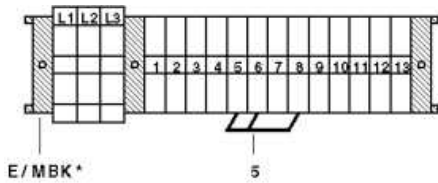
Plug/Adapter

0601292	PSB 3/10/4	Test plug socket, not insulated, length: 10 mm, screw thread width: 3 mm, socket width: 4 mm
---------	------------	--

0201304	PSBJ 3/13/4	Test plug socket, insulated, length: 13 mm, screw thread width: 3 mm, socket width: 4 mm, insulation material transparent
0201647	RPS	Reducing plug, for transition from 4 mm diameter test plug socket, insulation: gray

Drawings

Circuit diagram



- 1 = cover
- 2 = fixed bridge, for cross-connections in the terminal center, screw heads with insulating collar
- 3 = fixed bridge, for cross-connections in the terminal center, with crimped-on rollers
- 4 = insertion bridge
- 5 = isolator bridge bar
- 6 = bridge bar isolator
- 7 = switch bar for 2 terminal blocks
- 8 = separating plate
- 9 = partition plate
- 10 = test plug socket

Address

PHOENIX CONTACT GmbH & Co. KG
Flachmarktstr. 8
32825 Blomberg, Germany
Phone +49 5235 3 00
Fax +49 5235 3 41200
<http://www.phoenixcontact.de>



© 2008 Phoenix Contact
Technical modifications reserved;